



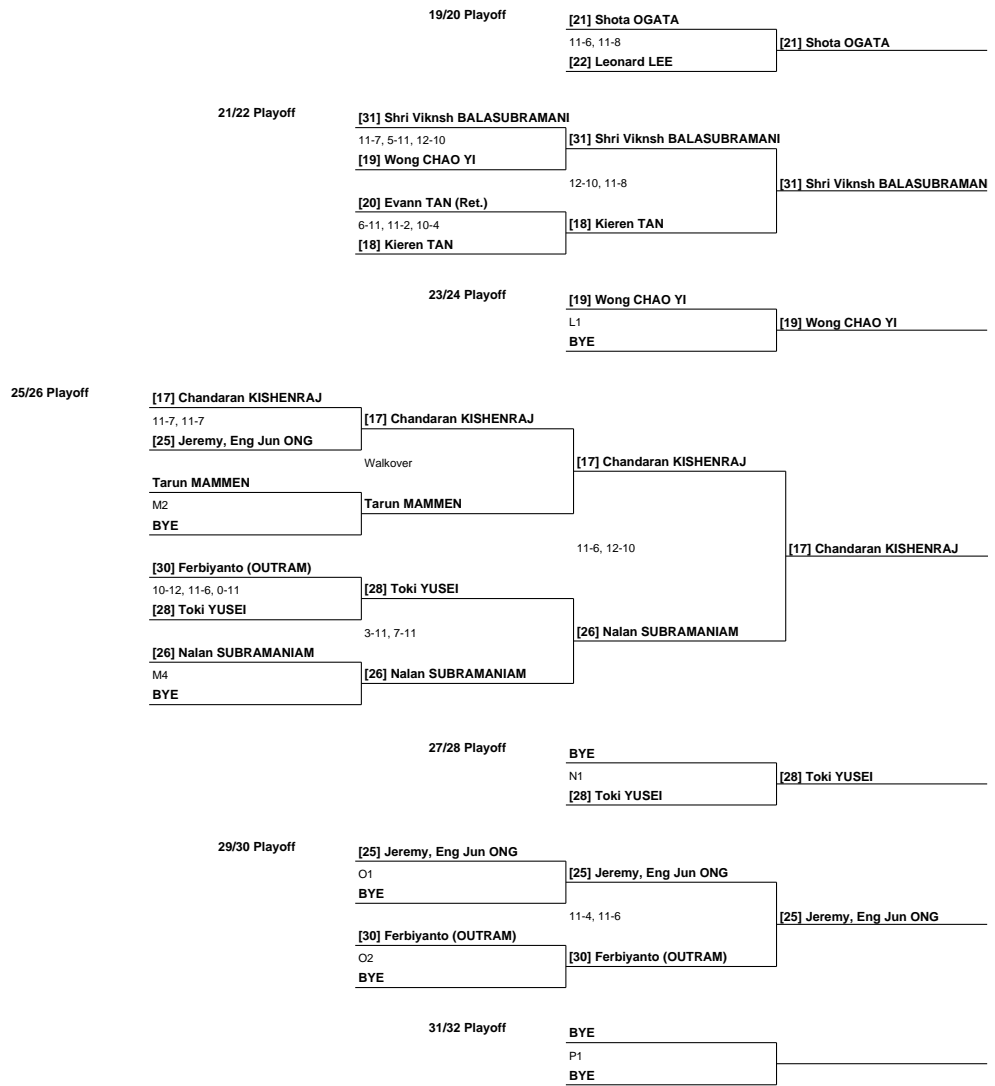
Old Chang Kee - Marigold Singapore Squash Open 2016

Boys Under 17


Main Draw







33/34 Playoff



BYE
U1
Joel AW

Jaedan LEE
U2
BYE

BYE
U3
Brendon TAN

BYE
U4
BYE

Joel AW

Jaedan LEE

Brendon TAN

Walkover

Brendon TAN

BYE

V1

BYE

BYE

X1
BYE

```

graph TD
    Y15 --- Y13
    Y15 --- Y14
    Y13 --- Y9
    Y13 --- Y10
    Y14 --- Y11
    Y14 --- Y12
    Y9 --- Y1
    Y9 --- Y2
    Y10 --- Y3
    Y10 --- Y4
    Y11 --- Y5
    Y11 --- Y6
    Y12 --- Y7
    Y12 --- Y8
    style Y1 fill:none,stroke:none
    style Y2 fill:none,stroke:none
    style Y3 fill:none,stroke:none
    style Y4 fill:none,stroke:none
    style Y5 fill:none,stroke:none
    style Y6 fill:none,stroke:none
    style Y7 fill:none,stroke:none
    style Y8 fill:none,stroke:none
    style Y15 fill:none,stroke:none
    style Y13 fill:none,stroke:none
    style Y14 fill:none,stroke:none
    style Y9 fill:none,stroke:none
    style Y10 fill:none,stroke:none
    style Y11 fill:none,stroke:none
    style Y12 fill:none,stroke:none
  
```

BYE	
Z1	
BYE	

Diagram illustrating a 4x4 mesh network structure with 16 nodes and 24 links. The nodes are arranged in a grid, and the links connect adjacent nodes horizontally, vertically, and diagonally. The nodes are labeled as follows:

- Top row: BYE, AA1, BYE, AA3
- Second row: BYE, AA2, BYE, BYE
- Third row: BYE, AA2, BYE, BYE
- Bottom row: BYE, AA2, BYE, BYE

The links are represented by lines connecting the nodes. A line from the rightmost node of the second row extends to the right edge of the diagram.

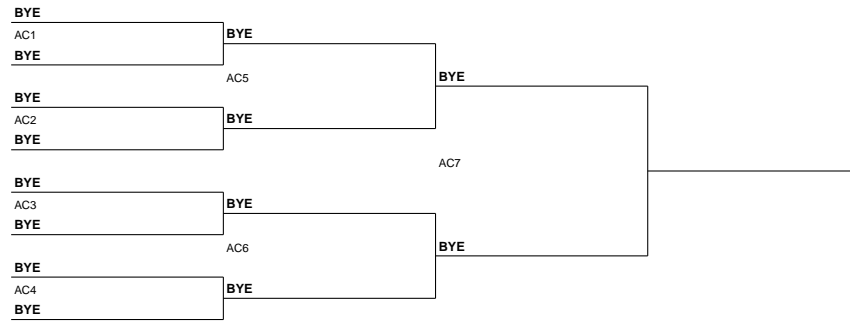
BYE

AB1

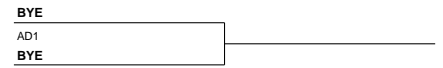
BYE




57/58 Playoff



59/60 Playoff



61/62 Playoff



63/64 Playoff

