








2016114 KZN Spring ( Grand Prix)  
BS 10

Box 1

				1.	2.	3.	4.	5.	6.	7.	8.	9.	10.	11.
TSA061427	KZN		1. ADAM Johannes		5-2	6-1	1-6	0-7	1-6	0-7	3-4	2-5	0-7	0-7
TSA061182			2. SALEY zubayr	2-5		3-4	0-7	2-5	3-4	1-6	1-6	3-4	1-6	1-6
TSA061147	GC		3. ADAMJEE Rameez	1-6	4-3		0-7	1-6	0-7	1-6	3-4	1-6	0-7	1-6
TSA071478	KZN		4. JOHNSON Chris	6-1	7-0	7-0		3-4	6-1	3-4	7-0	6-1	3-4	3-4
TSA061077			5. MORGAN DYLAN	7-0	5-2	6-1	4-3		4-3	3-4	5-2	7-0	1-6	1-6
TSA060288	KZN		6. NAIDOO Nehal	6-1	4-3	7-0	1-6	3-4		3-4	5-2	3-4	2-5	1-6
TSA070055	KZN		7. JOHNSON Bryce	7-0	6-1	6-1	4-3	4-3	4-3		4-3	2-5	2-5	2-5
TSA061022	KZN		8. COTTON Caleb	4-3	6-1	4-3	0-7	2-5	2-5	3-4		1-6	3-4	1-6
TSA071154	KZN		9. TSHILI Thando	5-2	4-3	6-1	1-6	0-7	4-3	5-2	6-1		4-3	1-6
TSA061070	KZN		10. GEVERS Keegan	7-0	6-1	7-0	4-3	6-1	5-2	5-2	4-3	3-4		1-6
TSA080015	KZN		11. DOIG Connor	7-0	6-1	6-1	4-3	6-1	6-1	5-2	6-1	6-1	6-1	

Standings	Points	Wins	Losses	Sets	Games
1. Connor DOIG	20	10	0	10 - 0 (100%)	58 - 12 (82.86%)
2. Keegan GEVERS	16	8	2	8 - 2 (80%)	48 - 22 (68.57%)
3. DYLAN MORGAN	14	7	3	7 - 3 (70%)	43 - 27 (61.43%)
4. Bryce JOHNSON	14	7	3	7 - 3 (70%)	41 - 29 (58.57%)
5. Thando TSHILI	14	7	3	7 - 3 (70%)	36 - 34 (51.43%)
6. Chris JOHNSON	12	6	4	6 - 4 (60%)	51 - 19 (72.86%)
7. Nehal NAIDOO	8	4	6	4 - 6 (40%)	35 - 35 (50%)
8. Caleb COTTON	6	3	7	3 - 7 (30%)	26 - 44 (37.14%)
9. Johannes ADAM	4	2	8	2 - 8 (20%)	18 - 52 (25.71%)
10. Rameez ADAMJEE	2	1	9	1 - 9 (10%)	12 - 58 (17.14%)
11. zubayr SALEY	0	0	10	0 - 10 (0%)	17 - 53 (24.29%)



KWA-ZULU NATAL  
TENNIS ASSOCIATION

