




2022117 GN Belgrave Rainbow Kidz U10



Green Ball Boys

Box 1

				1.	2.	3.	4.	5.	6.
TSA121306	GAU		1. MWIM Ekene		5-2	4-3	6-1	7-0	7-0
TSA131193			2. KHANSEFID Matt	2-5		3-4	5-2	5-2	6-1
TSA121148	GN		3. DE WET Zander	3-4	4-3		6-1	6-1	7-0
TSA121319	GN		4. MODIBA Kgolofelo	1-6	2-5	1-6		2-5	7-0
TSA141126	GN		5. VAN STADEN Aksel	0-7	2-5	1-6	5-2		6-1
	GN		6. DE LANGE De Villiers	0-7	1-6	0-7	0-7	1-6	




Standings	Points	Wins	Losses	Sets	Games
1. Ekene MWIM	10	5	0	5 - 0 (100%)	29 - 6 (82.86%)
2. Zander DE WET	8	4	1	4 - 1 (80%)	26 - 9 (74.29%)
3. Matt KHANSEFID	6	3	2	3 - 2 (60%)	21 - 14 (60%)
4. Aksel VAN STADEN	4	2	3	2 - 3 (40%)	14 - 21 (40%)
5. Kgolofelo MODIBA	2	1	4	1 - 4 (20%)	13 - 22 (37.14%)
6. De Villiers DE LANGE	0	0	5	0 - 5 (0%)	2 - 33 (5.71%)

Box 2

				1.	2.	3.	4.	5.	6.
TSA121622			1. MAKWENG Keletso		0-7	0-7	0-7	0-7	0-7
TSA131289	GC		2. STRYDOM Owen	7-0		2-5	2-5	6-1	6-1
TSA131442	GN		3. MARSHALL Liam	7-0	5-2		2-5	5-2	7-0
TSA131091	GN		4. DODD Aiden	7-0	5-2	5-2		4-3	6-1
	GN		5. BOOYSEN Joshua	7-0	1-6	2-5	3-4		6-1
TSA141181	GN		6. HUYSAMEN Gian	7-0	1-6	0-7	1-6	1-6	






Standings	Points	Wins	Losses	Sets	Games
1. Aiden DODD	10	5	0	5 - 0 (100%)	27 - 8 (77.14%)
2. Liam MARSHALL	8	4	1	4 - 1 (80%)	26 - 9 (74.29%)
3. Owen STRYDOM	6	3	2	3 - 2 (60%)	23 - 12 (65.71%)
4. Joshua BOOYSEN	4	2	3	2 - 3 (40%)	19 - 16 (54.29%)
5. Gian HUYSAMEN	2	1	4	1 - 4 (20%)	10 - 25 (28.57%)
6. Keletso MAKWENG	0	0	5	0 - 5 (0%)	0 - 35 (0%)

Box 3

				1.	2.	3.	4.	5.	6.
TSA131169			1. LETSAPA Tshenolo		6-1	7-0	6-1	5-2	5-2
TSA141016	GC		2. GORDON Franklin	1-6		3-4	0-7	0-7	2-5
TSA131209	GN		3. DLAMINI Enhle Inkosi	0-7	4-3		3-4	2-5	1-6
TSA141059	GN		4. HENDRIKS Christo	1-6	7-0	4-3		5-2	1-6
TSA131322	GN		5. WESSELS Simion	2-5	7-0	5-2	2-5		1-6
TSA131168			6. GABELANE Unathi	2-5	5-2	6-1	6-1	6-1	

Standings	Points	Wins	Losses	Sets	Games
1. Tshenolo LETSAPA	10	5	0	5 - 0 (100%)	29 - 6 (82.86%)
2. Unathi GABELANE	8	4	1	4 - 1 (80%)	25 - 10 (71.43%)
3. Christo HENDRIKS	6	3	2	3 - 2 (60%)	18 - 17 (51.43%)
4. Simion WESSELS	4	2	3	2 - 3 (40%)	17 - 18 (48.57%)
5. Enhle Inkosi DLAMINI	2	1	4	1 - 4 (20%)	10 - 25 (28.57%)
6. Franklin GORDON	0	0	5	0 - 5 (0%)	6 - 29 (17.14%)

Box 4

				1.	2.	3.	4.	5.	6.	7.
	GC		1. SURI Aurin		3-4	1-6	6-1	4-3	7-0	7-0
TSA131321	GN		2. MOLLER Daniel	4-3		3-4	5-2	4-3	7-0	7-0
TSA121184	GN		3. JORDAAN Caleb	6-1	4-3		4-3	7-0	7-0	7-0
TSA131323	GN		4. CLAASSEN Albert	1-6	2-5	3-4		3-4	7-0	7-0
TSA131218	GN		5. CHAUKE Oratile	3-4	3-4	0-7	4-3		7-0	7-0
			6. KEKANA Thato	0-7	0-7	0-7	0-7	0-7		0-7
TSA151077			7. MOTUMI Tsepe	0-7	0-7	0-7	0-7	0-7	7-0	

Standings	Points	Wins	Losses	Sets	Games
1. Caleb JORDAAN	12	6	0	6 - 0 (100%)	35 - 7 (83.33%)
2. Aurin SURI	8	4	2	4 - 2 (66.67%)	28 - 14 (66.67%)
3. Oratile CHAUKE	6	3	3	3 - 3 (50%)	24 - 18 (57.14%)
4. Albert CLAASSEN	4	2	4	2 - 4 (33.33%)	23 - 19 (54.76%)
5. Tsepe MOTUMI	2	1	5	1 - 5 (16.67%)	7 - 35 (16.67%)
6. Thato KEKANA	0	0	6	0 - 6 (0%)	0 - 42 (0%)
7. Daniel MOLLER		0	0	0 - 0 (0%)	0 - 0 (0%)

1/2 Playoff

Ekene MWIM	Tshenolo LETSAPA
Tshenolo LETSAPA	5-2
Aiden DODD	Tshenolo LETSAPA
Caleb JORDAAN	4-3

3/4 Playoff

Ekene MWIM	Aiden DODD
Aiden DODD	4-3

5/6 Playoff

Zander DE WET	Unathi GABELANE
Unathi GABELANE	5-2
Liam MARSHALL	Unathi GABELANE
Aurin SURI	6-1

7/8 Playoff

Zander DE WET	
Aurin SURI	Zander DE WET 5-2

9/10 Playoff

Matt KHANSEFID	
Christo HENDRIKS	Matt KHANSEFID 6-1
Owen STRYDOM	Matt KHANSEFID 4-3
Oratile CHAUKE	Oratile CHAUKE 4-3

11/12 Playoff

Christo HENDRIKS	
Owen STRYDOM	Owen STRYDOM 7-0

13/14 Playoff

Aksel VAN STADEN	
Simion WESSELS	Aksel VAN STADEN 5-2
Joshua BOOYSEN	Aksel VAN STADEN 7-0
Albert CLAASSEN	Albert CLAASSEN 7-0

15/16 Playoff

Simion WESSELS	
Joshua BOOYSEN	Simion WESSELS 7-0


17/18 Playoff



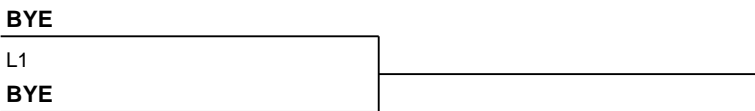
19/20 Playoff




21/22 Playoff



23/24 Playoff



25/26 Playoff



27/28 Playoff

BYE

N1
BYE

